



# ACCESORIOS PARA NEUMÁTICA



# **APORTAMOS SOLUCIONES INDUSTRIALES**



[WWW.ONAK.ES](http://WWW.ONAK.ES)

### **1. RACORES Y ACCESORIOS**

1.1. Racores instantaneos de latón	1-2
1.2. Racores instantaneos de polimero	3
1.3. Racores universales con bicono	4
1.4. Racores con función neumática	5
1.5. Accesorios roscados	6-8
1.6. Llaves mariposa /válvulas	9
1.7. Silenciadores	10
1.8. Pistolas de soplado	10

### **2. ENCHUFES RAPIDOS**

2.1. Mini	11
2.2. Enchufes - Adaptadores universales	12
2.3. Enchufes - Adaptadores serie 30 paso 8.5 mm	13

### **3. TUBERIA TECNICA - MANGUERAS**

14

### **4. PEDALES**

15


### **5. TRATAMIENTO DE AIRE**


16





# RACORES Y ACCESORIOS


## 1.1 RACORES INSTANTÁNEOS DE LATÓN


RECTOS	MACHO
	<b>25-RER-4M5</b> $\varnothing 4 - M5$
	<b>25-RER-4-1/8</b> $\varnothing 4 - 1/8''$
	<b>25-RER-4-1/4</b> $\varnothing 4 - 1/4''$
	<b>25-RER-6M5</b> $\varnothing 6 - M5$
	<b>25-RER-6-1/8</b> $\varnothing 6 - 1/8''$
	<b>25-RER-6-1/4</b> $\varnothing 6 - 1/4''$
	<b>25-RER-8-1/8</b> $\varnothing 8 - 1/8''$
	<b>25-RER-8-1/4</b> $\varnothing 8 - 1/4''$
	<b>25-RER-8-3/8</b> $\varnothing 8 - 3/8''$
	<b>25-RER-10-1/4</b> $\varnothing 10 - 1/4''$
	<b>25-RER-10-3/8</b> $\varnothing 10 - 3/8''$
	<b>25-RER-10-1/2</b> $\varnothing 10 - 1/2''$
	<b>25-RER-12-1/4</b> $\varnothing 12 - 1/4''$
	<b>25-RER-12-3/8</b> $\varnothing 12 - 3/8''$
	<b>25-RER-12-1/2</b> $\varnothing 12 - 1/2''$
	<b>25-RER-14-3/8</b> $\varnothing 14 - 3/8''$
	<b>25-RER-14-1/2</b> $\varnothing 14 - 1/2''$


RECTOS	HEMBRA
	<b>25-RERH4-1/8</b> $\varnothing 4 - 1/8''$
	<b>25-RERH6-1/8</b> $\varnothing 6 - 1/8''$
	<b>25-RERH6-1/4</b> $\varnothing 6 - 1/4''$
	<b>25-RERH8-1/8</b> $\varnothing 8 - 1/8''$
	<b>25-RERH8-1/4</b> $\varnothing 8 - 1/4''$
	<b>25-RERH10-1/4</b> $\varnothing 10 - 1/4''$


RECTOS	INTERMEDIO
	<b>25-REI-8</b> $\varnothing 8$
	<b>25-REI-12</b> $\varnothing 12$


RECTOS	PASAPARED
	<b>25-REP-4</b> $\varnothing 4$
	<b>25-REP-6</b> $\varnothing 6$
	<b>25-REP-8</b> $\varnothing 8$
	<b>25-REP-10</b> $\varnothing 10$
	<b>25-REP-12</b> $\varnothing 12$


CODOS	MACHO (gira. cilíndrico)
	<b>25-RECG-4-M5</b> $\varnothing 4 - M5$
	<b>25-RECG-4-1/8</b> $\varnothing 4 - 1/8''$
	<b>25-RECG-4-1/4</b> $\varnothing 4 - 1/4''$
	<b>25-RECG-6-M5</b> $\varnothing 6 - M5$
	<b>25-RECG-6-1/8</b> $\varnothing 6 - 1/8''$
	<b>25-RECG-6-1/4</b> $\varnothing 6 - 1/4''$
	<b>25-RECG-8-1/8</b> $\varnothing 8 - 1/8''$
	<b>25-RECG-8-1/4</b> $\varnothing 8 - 1/4''$
	<b>25-RECG-8-3/8</b> $\varnothing 8 - 3/8''$
	<b>25-RECG-10-1/4</b> $\varnothing 10 - 1/4''$
	<b>25-RECG-10-3/8</b> $\varnothing 10 - 3/8''$
	<b>25-RECG-10-1/2</b> $\varnothing 10 - 1/2''$
	<b>25-RECG-12-1/4</b> $\varnothing 12 - 1/4''$
	<b>25-RECG-12-3/8</b> $\varnothing 12 - 3/8''$
	<b>25-RECG-12-1/2</b> $\varnothing 12 - 1/2''$
	<b>25-RECG-14-1/2</b> $\varnothing 14 - 1/2''$

CODO	INTERMEDIO
	<b>25-REC-4</b> $\varnothing 4$
	<b>25-REC-6</b> $\varnothing 6$
	<b>25-REC-8</b> $\varnothing 8$
	<b>25-REC-10</b> $\varnothing 10$
	<b>25-REC-12</b> $\varnothing 12$
	<b>25-REC-14</b> $\varnothing 14$

T	ENCHUFABLE - MACHO (gira.)	
	<b>25-RET4-1/8</b>	Ø 4 - 1/8"
	<b>25-RET6-1/8</b>	Ø 6 - 1/8"
	<b>25-RET6-1/4</b>	Ø 6 - 1/4"
	<b>25-RET8-1/8</b>	Ø 8 - 1/8"
	<b>25-RET8-1/4</b>	Ø 8 - 1/4"
	<b>25-RET10-1/4</b>	Ø 10 - 1/4"

T	ENCHUFABLE	
	<b>25-RET-4</b>	T Ø 4
	<b>25-RET-6</b>	T Ø 6
	<b>25-RET-8</b>	T Ø 8
	<b>25-RET-10</b>	T Ø 10
	<b>25-RET-12</b>	T Ø 12
	<b>25-RET-14</b>	T Ø 14

CRUZ	ENCHUFABLE	
	<b>25-REX-4</b>	Cruz Ø 4
	<b>25-REX-6</b>	Cruz Ø 6
	<b>25-REX-8</b>	Cruz Ø 8

REDUCCION TUBO		
	<b>25-RERT-46</b>	Ø 4-6
	<b>25-RERT-48</b>	Ø 4-8
	<b>25-RERT-68</b>	Ø 6-8
	<b>25-RERT-810</b>	Ø 8-10
	<b>25-RERT-812</b>	Ø 8-12
	<b>25-RERT-1012</b>	Ø 10-12
	<b>25-RERT-1214</b>	Ø 12-14

## 1.2 RACORES INSTANTÁNEOS DE POLÍMERO

### RECTO INTERMEDIO



25-REI-P-4	∅ 4
25-REI-P-6	∅ 6
25-REI-P-6-4	∅ 6 - 4
25-REI-P-8	∅ 8
25-REI-P-8-6	∅ 8 - 6
25-REI-P-10	∅ 10
25-REI-P-10-8	∅ 10 - 8
25-REI-P-12	∅ 12

### CODO INTERMEDIO



25-REC-P-4	∅ 4
25-REC-P-6	∅ 6
25-REC-P-8	∅ 8
25-REC-P-10	∅ 10
25-REC-P-12	∅ 12

### CODO MACHO (gira. cilíndrico)



25-RECG-P-8-1/8	∅ 8-1/8"
25-RECG-P-8-1/4	∅ 8-1/4"

### T INTERMEDIO



25-RET-P-4	∅ 4
25-RET-P-6	∅ 6
25-RET-P-8	∅ 8
25-RET-P-10	∅ 10
25-RET-P-12	∅ 12

### T MACHO (gira.)



25-RETG-P-6-1/4	∅ 6-1/4"
-----------------	----------

### Y INTERMEDIA



25-REIY-P-6	∅ 6
25-REIY-P-8	∅ 8
25-REIY-P-10	∅ 10

### Y REDUCCIÓN



25-REY-P-84	∅ 8 - 4
-------------	---------

### AMPLIACION TUBO



25-REAT-P-68	∅ 6 - 8
--------------	---------

### REDUCCION TUBO



25-RERT-P-64	∅ 6 - 4
--------------	---------

### TAPON



25-T4	∅ 4
25-T6	∅ 6
25-T8	∅ 8
25-T10	∅ 10
25-T12	∅ 12

## 1.3 RACORES UNIVERSALES con BICONO

### RECTO CONICO MACHO



25-RRMC4-1/8	ø 4 - 1/8"
25-RRMC6-1/8	ø 6 - 1/8"
25-RRMC6-1/4	ø 6 - 1/4"
25-RRMC8-1/4	ø 8 - 1/4"
25-RRMC8-3/8	ø 8 - 3/8"
25-RRMC10-1/4	ø 10 - 1/4"
25-RRMC10-3/8	ø 10 - 3/8"
25-RRMC12-1/4	ø 12 - 1/4"
25-RRMC12-3/8	ø 12 - 3/8"
25-RRMC12-1/2	ø 12 - 1/2"
25-RRMC15-1/2	ø 15 - 1/2"

### RECTO BICONO



25-RRB4	ø 4
25-RRB6	ø 6
25-RRB8	ø 8
25-RRB10	ø 10
25-RRB12	ø 12

### CODO MACHO con BICONO



25-RCMC4-1/8	ø 4 - 1/8"
25-RCMC6-1/8	ø 6 - 1/8"
25-RCMC6-1/4	ø 6 - 1/4"
25-RCMC8-1/4	ø 8 - 1/4"
25-RCMC8-3/8	ø 8 - 3/8"
25-RCMC10-1/4	ø 10 - 1/4"
25-RCMC10-3/8	ø 10 - 3/8"
25-RCMC12-3/8	ø 12 - 3/8"
25-RCMC12-1/2	ø 12 - 1/2"

### CODO CON BICONO



25-CB4	ø 4
25-CB6	ø 6
25-CB10	ø 10

### T MACHO con BICONO



25-TBR4-1/8	ø 4 - 1/4"
25-TBR8-1/8	ø 8 - 1/8"
25-TBR8-1/4	ø 8 - 1/4"
25-TBR8-3/8	ø 8 - 3/8"
25-TBR10-1/4	ø 10 - 1/4"
25-TBR10-3/8	ø 10 - 3/8"

### T CON BICONO



25-TB4	ø 4
25-TB6	ø 6
25-TB8	ø 8
25-TB10	ø 10
25-TB12	ø 12
25-TB14	ø 14
25-TB15	ø 15

### TUERCA APRIETA TUBO



25-TR6	ø 6
25-TR8	ø 8
25-TR10	ø 10
25-TR12	ø 12

### ARANDELA DE ALUMINIO



25-WAS-M5	M5
25-WAS1/8	1/8"
25-WAS1/4	1/4"
25-WAS3/8	3/8"
25-WAS1/2	1/2"

### OJIVA BICONO



25-B10	ø10
--------	-----

### REFUERZO INTERNO



25-RI4	ø 4
25-RI6	ø 6
25-RI8	ø 8
25-RI10	ø 10

## 1.4 RACORES con FUNCIÓN NEUMÁTICA

### Regulador TORNILLO Metal.: TUBO-MACHO



- 25-RT4-M5** ø 4 - M5
- 25-RT4-1/8** ø 4 - 1/8"
- 25-RT6-1/8** ø 6 - 1/8"
- 25-RT6-1/4** ø 6 - 1/4"
- 25-RT8-1/8** ø 8 - 1/8"
- 25-RT8-1/4** ø 8 - 1/4"
- 25-RT10-1/4** ø 10 - 1/4"

### Regulador TORNILLO Metal.: HEMBRA-MACHO



- 25-RTH-1/4** 1/4"

### Regulador TORNILLO Polim.: TUBO-MACHO



- 25-RP6-M5** ø 6 M5
- 25-RP6-1/8** ø 6 - 1/8"
- 25-RP8-1/8** ø 8 - 1/8"

### Regulador de Caudal INTERMEDIO



- 25-RCAL-8** ø 8

### Regulador de Caudal HEMBRA



- 25-RG1/4** 1/4"

### ANTIRETORNO



- 25-AT1/8** 1/8"
- 25-AT1/4** 1/4"
- 25-AT3/8** 3/8"
- 25-AT1/2** 1/2"

### VALVULA DE ESCAPE RAPIDO



- 25-DES1/8** 1/8"
- 25-DES1/4** 1/4"




## 1.5 ACCESORIOS ROSCADOS

### RECTO HEMBRA




25-M1/8	1/8"
25-M1/4	1/4"
25-M3/8	3/8"
25-M1/2	1/2"
25-M3/4	3/4"
25-M1/8-1/4	1/8" - 1/4"
25-M1/8-3/8	1/8" - 3/8"
25-M1/4-3/8	1/4" - 1/2"
25-M1/4-1/2	1/4" - 1/2"
25-M3/8-1/2	3/8" - 1/2"
25-M1/2-3/4	1/2" - 3/4"

### RECTO MACHO



25-MM1/8	1/8"
25-MM1/4	1/4"
25-MM3/8	3/8"
25-MM3/4	3/4"
25-MM1	1"
25-MM1/8-1/4	1/8" - 1/4"
25-MM1/8-3/8	1/8" - 3/8"
25-MM1/8-1/2	1/8" - 1/2"
25-MM1/4-3/8	1/4" - 3/8"
25-MM1/4-1/2	1/4" - 1/2"
25-MM1/4-3/4	1/4" - 3/4"
25-MM3/8-1/2	3/8" - 1/2"
25-MM3/8-3/4	3/8" - 3/4"
25-MM1/2-3/4	1/2" - 3/4"

### RECTO MACHO 3 PIEZAS



25-MM1/4OR	1/4"
------------	------

### RECTO UNION HEMBRA MACHO CONICA



25-ADHM1/8-1/8	1/8" - 1/8"
25-ADHM1/4-1/8	1/4" - 1/8"
25-ADHM1/4-1/4	1/4" - 1/4"
25-ADHM3/8-1/8	3/8" - 1/8"
25-ADHM3/8-1/4	3/8" - 1/4"
25-ADHM3/8-3/8	3/8" - 3/8"
25-ADHM1/2-1/4	1/2" - 1/4"
25-ADHM1/2-3/8	1/2" - 3/8"
25-ADHM1/2-1/2	1/2" - 1/2"
25-ADHM3/4-1/2	3/4" - 1/2"

### RECTO REDUCCION HEMBRA-MACHO



25-RHM1/8-1/4	1/8" - 1/4"
25-RHM1/8-3/8	1/8" - 3/8"
25-RHM1/8-1/2	1/8" - 1/2"
25-RHM1/4-3/8	1/4" - 3/8"
25-RHM1/4-1/2	1/4" - 1/2"
25-RHM1/4-3/4	1/4" - 3/4"
25-RHM3/8-1/2	3/8" - 1/2"
25-RHM3/8-3/4	3/8" - 3/4"
25-RHM1/2-3/4	1/2" - 3/4"
25-RHM1/2-1	1/2" - 1"
25-RHM3/4-1	3/4" - 1"

### PROLONGADOR HEMBRA MACHO



25-PR1/8-16	1/8" 16mm
25-PR1/8-36	1/8" 36mm
25-PR1/4-27	1/4" 27mm
25-PR1/4-43	1/4" 43mm

### CODO HEMBRA



25-CH-1/8	1/8"
25-CH-1/4	1/4"
25-CH-3/8	3/8"
25-CH-1/2	1/2"

### CODO HEMBRA-MACHO



25-CHM-1/8	1/8"
25-CHM-1/4	1/4"
25-CHM-3/8	3/8"
25-CHM-1/2	1/2"
25-CHM-3/4	3/4"
25-CHM-1	1"

### CODO MACHO



25-CM-1/8	1/8"
25-CM-1/4	1/4"
25-CM-3/8	3/8"
25-CM-1/2	1/2"

### T HEMBRA



25-THT-1/8	1/8"
25-THT-1/4	1/4"
25-THT-3/8	3/8"
25-THT-1/2	1/2"

### X HEMBRA



25-XH1/8	1/8"
25-XH1/4	1/4"
25-XH3/8	3/8"
25-XH1/2	1/2"

### 3 HEMBRA 1 MACHO



25-XM1/8	1/8"
25-XM1/4	1/4"
25-XM3/8	3/8"
25-XM1/2	1/2"

### ESPIGA MACHO



25-ESM4-1/8	ø 4 - 1/8"
25-ESM6-1/8	ø 6 - 1/8"
25-ESM7-1/8	ø 7 - 1/8"
25-ESM7-1/4	ø 7 - 1/4"
25-ESM8-1/8	ø 8 - 1/8"
25-ESM9-1/8	ø 9 - 1/8"
25-ESM9-1/4	ø 9 - 1/4"
25-ESM9-3/8	ø 9 - 3/8"
25-ESM10-1/4	ø 10 - 1/4"
25-ESM10-3/8	ø 10 - 3/8"
25-ESM12-1/4	ø 12 - 1/4"
25-ESM12-3/8	ø 12 - 3/8"
25-ESM12-1/2	ø 12 - 1/2"
25-ESM14-1/4	ø 14 - 1/4"
25-ESM14-3/8	ø 14 - 3/8"
25-ESM14-1/2	ø 14 - 1/2"
25-ESM17-1/2	ø 17 - 1/2"
25-ESM20-1/2	ø 20 - 1/2"
25-ESM20-3/4	ø 20 - 3/4"
25-ESM25-3/4	ø 25 - 3/4"
25-ESM25-1	ø 25 - 1"

### SPIGA HEMBRA



25-ESH6-1/8	ø 6 - 1/8"
25-ESH7-1/8	ø 7 - 1/8"
25-ESH7-1/4	ø 7 - 1/4"
25-ESH9-1/4	ø 9 - 1/4"
25-ESH10-3/8	ø 10 - 3/8"
25-ESH12-3/8	ø 12 - 3/8"
25-ESH12-1/2	ø 12 - 1/2"

### ESPIGA DOBLE



25-ADES6	ø 6
25-ADES-8	ø 8
25-ADES-10	ø 10
25-ADES-13	ø 13

### SPIGA T



25-EST-6	ø 6
25-EST-8	ø 8
25-EST-10	ø 10

### TAPON MACHO



<b>25-T-1/8</b>	1/8"
<b>25-T-1/4</b>	1/4"
<b>25-T-3/8</b>	3/8"
<b>25-T-1/2</b>	1/2"

### TAPON HEMBRA



<b>25-THE-1/8</b>	1/8"
<b>25-THE-1/4</b>	1/4"
<b>25-THE-3/8</b>	3/8"
<b>25-THE-1/2</b>	1/2"

### TAPON ALLEN MACHO



<b>25-TA-1/8</b>	1/8"
<b>25-TA-1/4</b>	1/4"
<b>25-TA-3/8</b>	3/8"
<b>25-TA-1/2</b>	1/2"

### TAPON INOX ALLEN MACHO



<b>25-TAOX-1/2</b>	1/2"
--------------------	------

### Y CON 2 HEMBRAS Y 1 MACHO



<b>25-Y-HH/M-1/8</b>	1/8"
<b>25-Y-HH/M-1/4</b>	1/4"
<b>25-Y-HH/M-3/8</b>	3/8"
<b>25-Y-HH/M-1/2</b>	1/2"

### Y HEMBRA



<b>25-Y-H-1/8</b>	1/8"
<b>25-Y-H-1/4</b>	1/4"
<b>25-Y-H-3/8</b>	3/8"
<b>25-Y-H-1/2</b>	1/2"

### TUERCA HEXAGONAL



<b>25-THEX1/4</b>	1/4"
-------------------	------

### TEFLON



<b>02-TFL</b>	Rollo
---------------	-------

### REGLETA

#### LINEAL

<b>25-L2-M5</b>	2 salidas M5 - Entrada 1/8"
<b>25-L3-M5</b>	3 salidas M5 - Entrada 1/8"
<b>25-L4-M5</b>	4 salidas M5 - Entrada 1/8"
<b>25-L5-M5</b>	5 salidas M5 - Entrada 1/8"
<b>25-L6-M5</b>	6 salidas M5 - Entrada 1/8"
<b>25-L2-1/8</b>	2 salidas 1/8" - Entrada 1/4"
<b>25-L3-1/8</b>	3 salidas 1/8" - Entrada 1/4"
<b>25-L4-1/8</b>	4 salidas 1/8" - Entrada 1/4"
<b>25-L5-1/8</b>	5 salidas 1/8" - Entrada 1/4"
<b>25-L6-1/8</b>	6 salidas 1/8" - Entrada 1/4"
<b>25-L2-1/4</b>	2 salidas 1/4" - Entrada 3/8"
<b>25-L3-1/4</b>	3 salidas 1/4" - Entrada 3/8"
<b>25-L6-1/4</b>	6 salidas 1/4" - Entrada 3/8"
<b>25-L3-1/2</b>	3 salidas 1/2" - Entrada 1/2"
<b>25-L4-1/2</b>	4 salidas 1/2" - Entrada 1/2"
<b>25-L5-1/2</b>	5 salidas 1/2" - Entrada 1/2"
<b>25-L6-1/2</b>	6 salidas 1/2" - Entrada 1/2"

### REPARTIDOR 4 SALIDAS



<b>25-REP-1/8</b>	1/8"
<b>25-REP-1/4</b>	1/4"
<b>25-REP-3/8</b>	3/8"
<b>25-REP-1/2</b>	1/2"



### RACOR MACHO GIRATORIO CON ESPIRAL



<b>25-RGM10-3/8</b>	ø 10 - 3/8"
---------------------	-------------

### REGLETA

#### SALIDA DOBLE

<b>25-L8-1/4</b>	8 salidas 1/4" - Entrada 3/8"
<b>25-L8-3/8</b>	8 salidas 3/8" - Entrada 1/2"

## 1.6 LLAVES MARIPOSA / VALVULAS

### LLAVE MARIPOSA HEMBRA



25-LLM-1/4	1/4"
25-LLM-3/8	3/8"
25-LLM-1/2	1/2"
25-LLM-3/4	3/4"
25-LLM-1	1"

### LLAVE MARIPOSA MINI HEMBRA



25-LLM-M-H1/2	1/2"
---------------	------

### LLAVE MARIPOSA REDUCIDA HEMBRA



25-LLM-M1/8H	1/8"
25-LLM-M1/4H	1/4"

### LLAVE MARIPOSA REDUCIDA MACHO-HEMBRA



LLM-M1/4MH	1/4"
------------	------

### LLAVE MARIPOSA REDUCIDA PARA TUBO



25-LLM-M-6	ø 6
25-LLM-M-8	ø 8

## 1.7 SILENCIADORES

### SILENCIADOR DE BRONCE



**25-SIB1/4** 1/4"

### SILENCIADOR DE LATON HILO INOX



**25-SILM5** M5

**25-SIL1/8** 1/8"

**25-SIL1/4** 1/4"

**25-SIL3/8** 3/8"

**25-SIL1/2** 1/2"

### SILENCIADOR DE PLASTICO



**25-SIL-P-1/8** 1/8"

**25-SIL-P-1/4** 1/4"

**25-SIL-P-3/8** 3/8"

**25-SIL-P-1/2** 1/2"

## 1.8 PISTOLAS DE SOPLADO

### PISTOLA METALICAS-ALUMINIO



**25-PTMET** 1/4" H

### PISTOLA SILENCIOSA



**25-PTSIL** 1/4" H

### PISTOLA SOPLADO CON VARILLA



**25-PT105** 105mm-1/4" H

**25-PT350** 350mm-1/4" H

**25-PT520** 520mm-1/4" H

## 2. ENCHUFES RÁPIDOS

### 2.1 ENCHUFES MINI

#### ENCHUFES MINI HEMBRA



<b>25-EMH-1/8</b>	1/8"
<b>25-EMH-1/4</b>	1/4"

#### ENCHUFES MINI MANCHO



<b>25-EMM-1/8</b>	1/8"
<b>25-EMM-1/4</b>	1/4"

#### ENCHUFE MINI con BICONO



<b>25-EMB-6</b>	ø 6
<b>25-EMB-8</b>	ø 8

#### ADAPTADOR MINI HEMBRA



<b>25-AMH-1/8</b>	1/8"
<b>25-AMH-1/4</b>	1/4"

#### ADAPTADOR MINI MACHO



<b>25-AMM-1/8</b>	1/8"
<b>25-AMM-1/4</b>	1/4"

#### ADAPTADOR MINI a TUBO DE GOMA



<b>25-AMTG-4</b>	ø 4
<b>25-AMTG-6</b>	ø 6
<b>25-AMTG-8</b>	ø 8

#### ADAPTADOR MINI con BICONO



<b>25-AMB-6</b>	ø 6
<b>25-AMB-8</b>	ø 8

## 2.2 ENCHUFES- ADAPTADORES UNIVERSALES

### ENCHUFES UNIVERSAL HEMBRA



**25-E1/4H** 1/4"

**25-E3/8H** 3/8"

**25-E1/2H** 1/2"

### ENCHUFE UNIVERSAL MACHO



**25-E1/4M** 1/4"

**25-E3/8M** 3/8"

**25-E1/2M** 1/2"

### ENCHUFE UNIVERSAL a ESPIGA



**25-EM8** ø 8

**25-EM10** ø 10

**25-EM12** ø 12

**25-EM13** ø 13

### ENCHUFE UNIV SEGURIDAD HEMBRA



**25-E-SEG1/4H** 1/4"

### ADAPTADOR PASO 5,5mm HEMBRA



**25-AH1/4BE** 1/4"

**25-AH3/8BE** 3/8"

**25-AH1/2BE** 1/2"

### ADAPTADOR PASO 5,5mm MACHO



**25-AM1/8BE** 1/8"

**25-AM1/4BE** 1/4"

**25-AM3/8BE** 3/8"

**25-AM1/2BE** 1/2"

### ADAPTADOR PASO 5,5mm INOX H



**25-AH1/4INOX** 1/4"

### ADAPTADOR PASO 7,2mm HEMBRA



**25-AH1/4BA** 1/4"

**25-AH3/8BA** 3/8"

**25-AH1/2BA** 1/2"

### ADAPTADOR PASO 7,2mm MACHO



**25-AM1/4BA** 1/4"

**25-AM3/8BA** 3/8"

**25-AM1/2BA** 1/2"

### ADAPTADOR PASO 5,5mm a ESPIGA



**25-AEBE6** ø 6

**25-AEBE8** ø 8

**25-AEBE10** ø 10

**25-AEBE13** ø 13

### ADAPTADOR PASO 7,2mm a ESPIGA



**25-AEBA8** ø 8

**25-AEBA9** ø 9

**25-AEBA10** ø 10

**25-AEBA13** ø 13

## 2.3 ENCHUFES - ADAPTADORES SERIE 30 PASO 8,5mm

### ENCHUFE SERIE 30 HEMBRA



**25-ERHC1/4** 1/4"

**25-ERHC3/8** 3/8"

**25-ERHC1/2** 1/2"

### ADAPATADOR SERIE 30 HEMBRA



**25-AH1/4** 1/4"

**25-AH3/8** 3/8"

**25-AH1/2** 1/2"

### ADAPATADOR SERIE 30 MACHO



**25-AM1/4** 1/4"

**25-AM3/8** 3/8"

**25-AM1/2** 1/2"

### ADAPATADOR SERIE 30 a ESPIGA



**25-AE10** ø 10

**25-AE13** ø 13



### 3. TUBERÍA TÉCNICA Y MANGUERAS

#### TUBO DE POLIAMIDA a metro



<b>02-PA4</b>	∅ 4
<b>02-PA6</b>	∅ 6
<b>02-PA8</b>	∅ 8
<b>02-PA10</b>	∅ 10
<b>02-PA12</b>	∅ 12
<b>02-PA14</b>	∅ 14

#### TUBO DE POLIAMIDA 25 metros



<b>02-PA4C</b>	∅ 4
<b>02-PA6C</b>	∅ 6
<b>02-PA8C</b>	∅ 8
<b>02-PA10C</b>	∅ 10
<b>02-PA12C</b>	∅ 12

#### TUBO POLIURETANO a metro



<b>02-PU4</b>	∅ 4
<b>02-PU6</b>	∅ 6
<b>02-PU8</b>	∅ 8
<b>02-PU10</b>	∅ 10
<b>02-PU12</b>	∅ 12

#### TUBO DE POLIURETANO 25 metros



<b>02-PU4C</b>	∅ 4
<b>02-PU6C</b>	∅ 6
<b>02-PU8C</b>	∅ 8
<b>02-PU10C</b>	∅ 10
<b>02-PU12C</b>	∅ 12



#### MANGUERA DE GOMA B/N

<b>02-MGB8x13</b>	∅ 8x13
<b>02-MGB10x15</b>	∅ 10x15
<b>02-MGB13x19</b>	∅ 13x19



#### MANGUERA DE GOMA AIRFLOW

<b>02-MGAF8x15</b>	∅ 8x15
--------------------	--------



#### MANGUERA DE GOMA NEGRA

<b>02-MGN8x17</b>	∅ 8x17
<b>02-MGN10x19</b>	∅
<b>02-MGN13x21</b>	10x19
	∅

#### DEKABON



<b>02-DEKA-6</b>	∅ 6
<b>02-DEKA-8</b>	∅ 8
<b>02-DEKA-10</b>	∅ 10
<b>02-DEKA-12</b>	∅ 12

#### ABRAZADERAS 13x21



<b>02-ABR8-16</b>	∅ 8 - 16
<b>02-ABR12-22</b>	∅ 12 - 22
<b>02-ABR20-32</b>	∅ 20 - 32

#### NIFLEX



<b>02-N6.5x10x3-1/4</b>	3mts. 6,5x10 1/4"
<b>02-9506878</b>	4mts. 5x8 1/4"
<b>02-N6.5x10x6-1/4</b>	6mts. 6,5x10 1/4"
<b>02-N6.5x10x8-1/4</b>	8mts. 6,5x10 1/4"
<b>02-N6.5x10x10-1/4</b>	10mts. 6,5x10 1/4"
<b>02-N8x5x7,5-1/4</b>	7,5mts. 8x5 1/4"
<b>02-N12x8x8-3/8</b>	8mts. 12x8 3/8"
<b>02-N12x8x10-3/8</b>	10mts. 12x8 3/8"
<b>02-N16x11x8-1/2</b>	8mts. 16x11 1/2"



## 4. PEDALES

### PEDAL CON PROTECCION



**25-P140G1/45BPP** 5/2 ENCLAVAMIENTO

**25-P140G1/45MPP** 5/2 MUELLE

### PEDAL SIN PROTECCION



**25-P140G1/45BSP** 5/2 ENCLAVAMIENTO

**25-P140G1/45MSP** 5/2 MUELLE

## 5. TRATAMIENTO DE AIRE

### REGULADOR



25-R1/4	1/4"
25-R3/8	3/8"
25-EZRR3/7	3/8"
25-R1/2	1/2"
25-R3/4	3/4"
25-R1	1"

### GRUPO DE FILTRAJE



25-FR+L1/4	1/4"
25-FR+L3/8	3/8"
25-FR+L1/2	1/2"
25-EZRR2/7F20PM/SM-A	1/2"

### FILTRO



25-F1/4	1/4"
25-UZF4/20	1/4"
25-F3/8	3/8"
25-EZF3/20/SM	3/8"
25-F1/2	1/2"

### MANOMETRO



0-MAN040	ø 40
0-MAN050	ø 50

### LUBRIFICADOR



25-UZL4	1/4"
25-EZL3	3/8"

### MANOMETRO de Glicerina



25-MANOG63315	ø63 0-315bares 1/4"
---------------	---------------------

### FILTRO REGULADOR



25-FR1/4	1/4"
25-FR3/8	3/8"
25-FR1/2	1/2"

# **APORTAMOS SOLUCIONES INDUSTRIALES**



[WWW.ONAK.ES](http://WWW.ONAK.ES)

## ONAK INDUSTRIAL IMPORTS, S.L.

OFICINA: BIDEBARRIETA 50, AC

ALMACEN: MATSARIA 2, PAB Nº 6

20600 EIBAR (GIPUZKOA)

TLF: 943 701132

comercial@onak.es



**AENOR**

GESTIÓN  
DE LA CALIDAD

ISO 9001

